

Symmetrical Gate Turn-Off Thyristor

Types S0300SR12Y

Absolute Maximum Ratings

	VOLTAGE RATINGS	MAXIMUM LIMITS	UNITS
V_{DRM}	Repetitive peak off-state voltage, (note 1)	1200	V
V_{DSM}	Non-repetitive peak off-state voltage, (note 1)	1300	V
$V_{DC-link}$	Maximum continuous DC-link voltage	600	V
V_{RRM}	Repetitive peak reverse voltage	100	V
V_{RSM}	Non-repetitive peak reverse voltage	100	V

	RATINGS	MAXIMUM LIMITS	UNITS
I_{TGQ}	Peak turn-off current, (note 2)	480	A
L_s	Snubber loop inductance, $I_{TM}=I_{TGQ}$, (note 2)	300	nH
$I_{T(AV)M}$	Mean on-state current, $T_{sink}=55^{\circ}C$ (note 3)	215	A
$I_{T(RMS)}$	Nominal RMS on-state current, $25^{\circ}C$ (note 3)	445	A
I_{TSM}	Peak non-repetitive surge current $t_p=10ms$, (Note 4)	3.5	kA
I_{TSM2}	Peak non-repetitive surge current $t_p=2ms$, (Note 4)	6.1	kA
I^2t	I^2t capacity for fusing $t_p=10ms$	61.25×10^3	A^2s
di/dt_{cr}	Critical rate of rise of on-state current, (note 5)	400	$A/\mu s$
P_{FGM}	Peak forward gate power	140	W
P_{RGM}	Peak reverse gate power	2	kW
I_{FGM}	Peak forward gate current	100	A
V_{RGM}	Peak reverse gate voltage (note 6).	18	V
t_{off}	Minimum permissible off-time (note 2)	40	μs
t_{on}	Minimum permissible on-time	10	μs
$T_{j op}$	Operating temperature range	-40 to +125	$^{\circ}C$
T_{stg}	Storage temperature range	-40 to +125	$^{\circ}C$

Notes:-

- 1) $V_{GK}=-2Volts$.
- 2) $T_j=125^{\circ}C$, $V_D=600V$, $V_{DM} \leq 1200V$ $di_{GQ}/dt=15A/\mu s$, $I_{TGQ}=480A$ and $C_s=1\mu F$.
- 3) Double-side cooled, single phase; 50Hz, 180° half-sinewave.
- 4) $T_{j(initial)}=125^{\circ}C$, single phase, 180° sinewave, re-applied voltage $V_D=V_R \leq 720V$.
- 5) For $di/dt > 400A/\mu s$ please consult the factory.
- 6) May exceed this value during turn-off avalanche period.

Characteristics

	Parameter	MIN	TYP	MAX	TEST CONDITIONS (note 1)	UNITS
V_{TM}	Maximum peak on-state voltage	-	2.1	2.4	$I_G=0.8A, I_T=480A$	V
I_L	Latching current	-	5	-	$T_j=25^\circ C$	A
I_H	Holding current.	-	5	-	$T_j=25^\circ C$	A
dv/dt_{cr}	Critical rate of rise of off-state voltage	1000	-	-	$V_D=1250V, V_{GR}=-2V$	V/ μs
I_{DRM}	Peak off state current	-	-	30	Rated $V_{DRM}, V_{GR}=-2V$	mA
I_{RRM}	Peak reverse current	-	-	30	$V_{RR}=16V$	mA
I_{GKM}	Peak negative gate leakage current	-	-	50	$V_{GR}=-16V$	mA
V_{GT}	Gate trigger voltage	-	0.9	-	$T_j=-40^\circ C$	V
		-	0.8	-	$T_j=25^\circ C \quad V_D=25V, R_L=25m\Omega$	V
		-	0.6	-	$T_j=125^\circ C$	V
I_{GT}	Gate trigger current	-	0.75	2.0	$T_j=-40^\circ C$	A
		-	0.25	0.5	$T_j=25^\circ C \quad V_D=25V, R_L=25m\Omega$	A
		-	0.05	0.1	$T_j=125^\circ C$	A
t_d	Delay time	-	1.1	-	$V_D=600V, I_{TGQ}=480A, di_T/dt=150A/\mu s, I_{GM}=6A, di_G/dt=5A/\mu s, C_S=1\mu F, R_s=5\Omega$	μs
t_{gt}	Turn-on time	-	3.5	5.0		μs
E_{on}	Turn-on Energy	-	-	150		mJ
t_f	Fall time	-	1.0	-	$V_D=600V, I_{TGQ}=480A, di_{GQ}/dt=15A/\mu s, V_{GR}=-16V, C_S=1\mu F$	μs
t_s	Storage time	-	8.0	-		μs
t_{gq}	Turn-off time	-	-	10		μs
I_{GQ}	Peak turn-off gate current	-	125	-		A
Q_{GQ}	Turn-off gate charge	-	900	-		μC
t_{tail}	Tail time	-	10	-		μs
E_{off}	Turn-off energy	-	-	400		mJ
R_{thJC}	Thermal resistance junction to case	-	-	0.13		K/W
F	Mounting torque	24.5	-	27.0		Nm
W_t	Weight	-	250	-		g

Notes:-

1) Unless otherwise indicated $T_j=125^\circ C$.

Curves

Figure 1 - On-state characteristics of Limit device

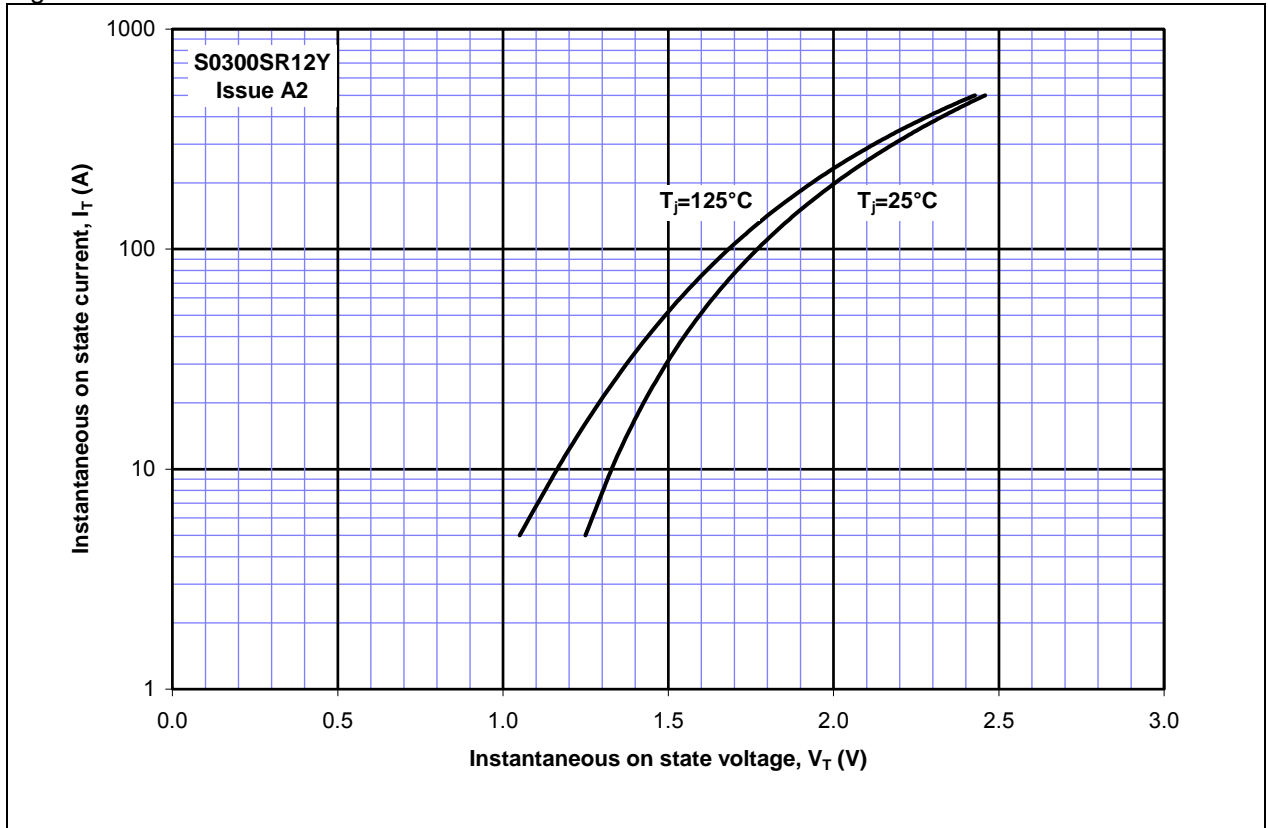


Figure 2 – Transient thermal impedance

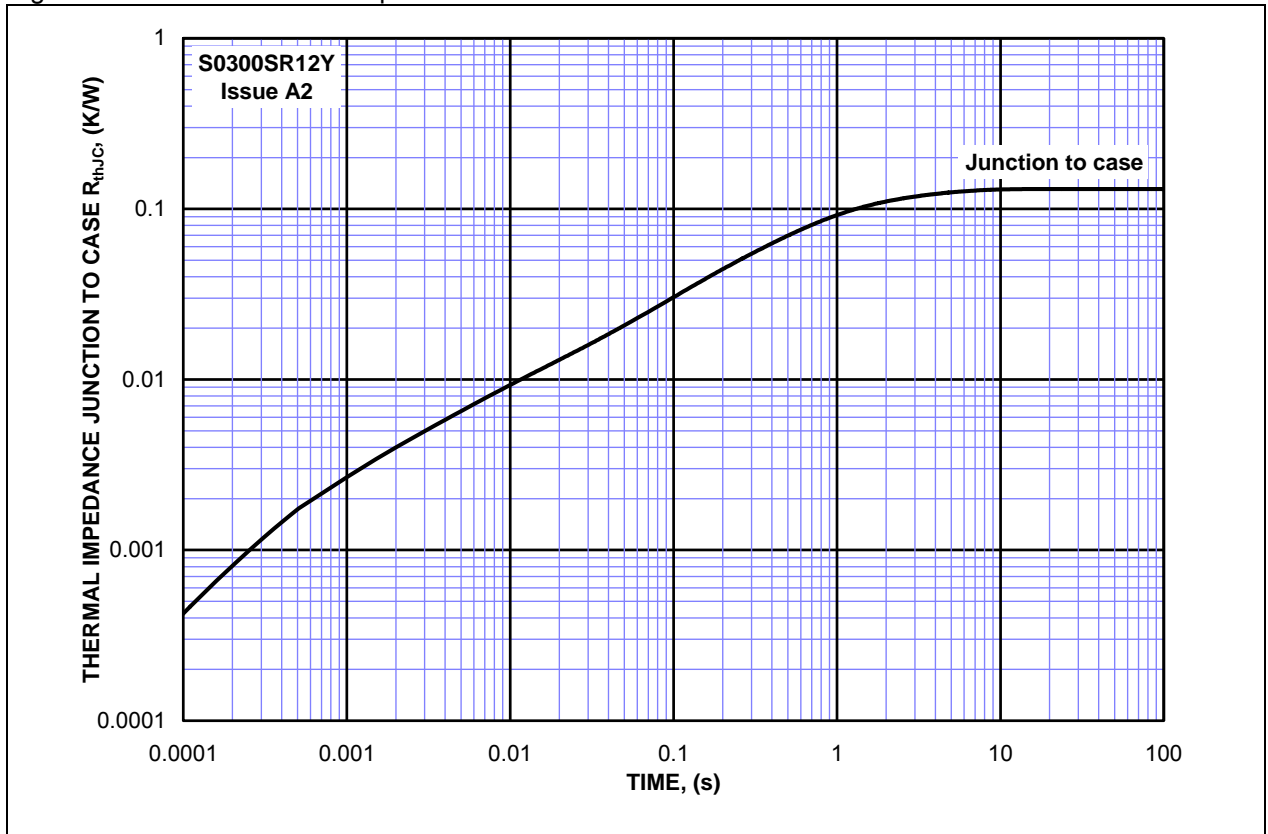
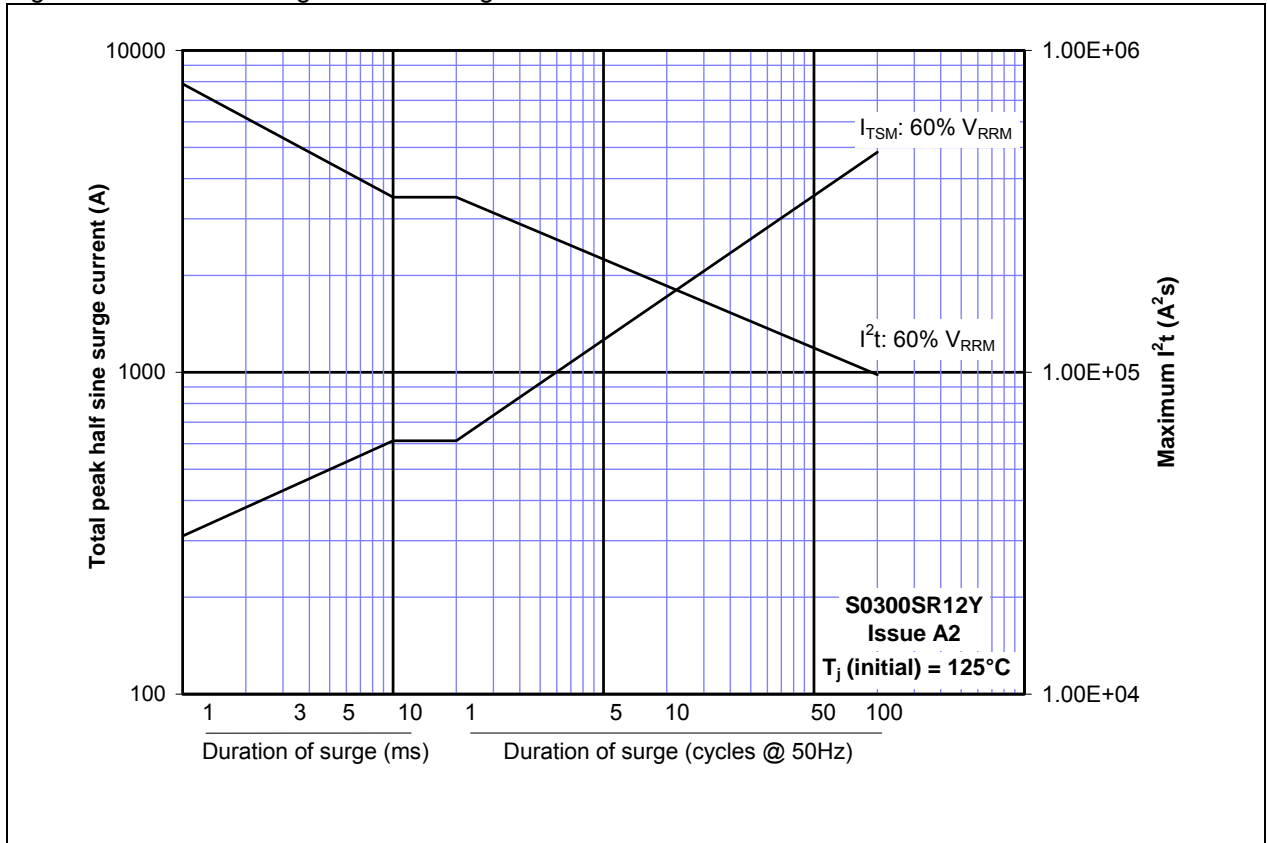
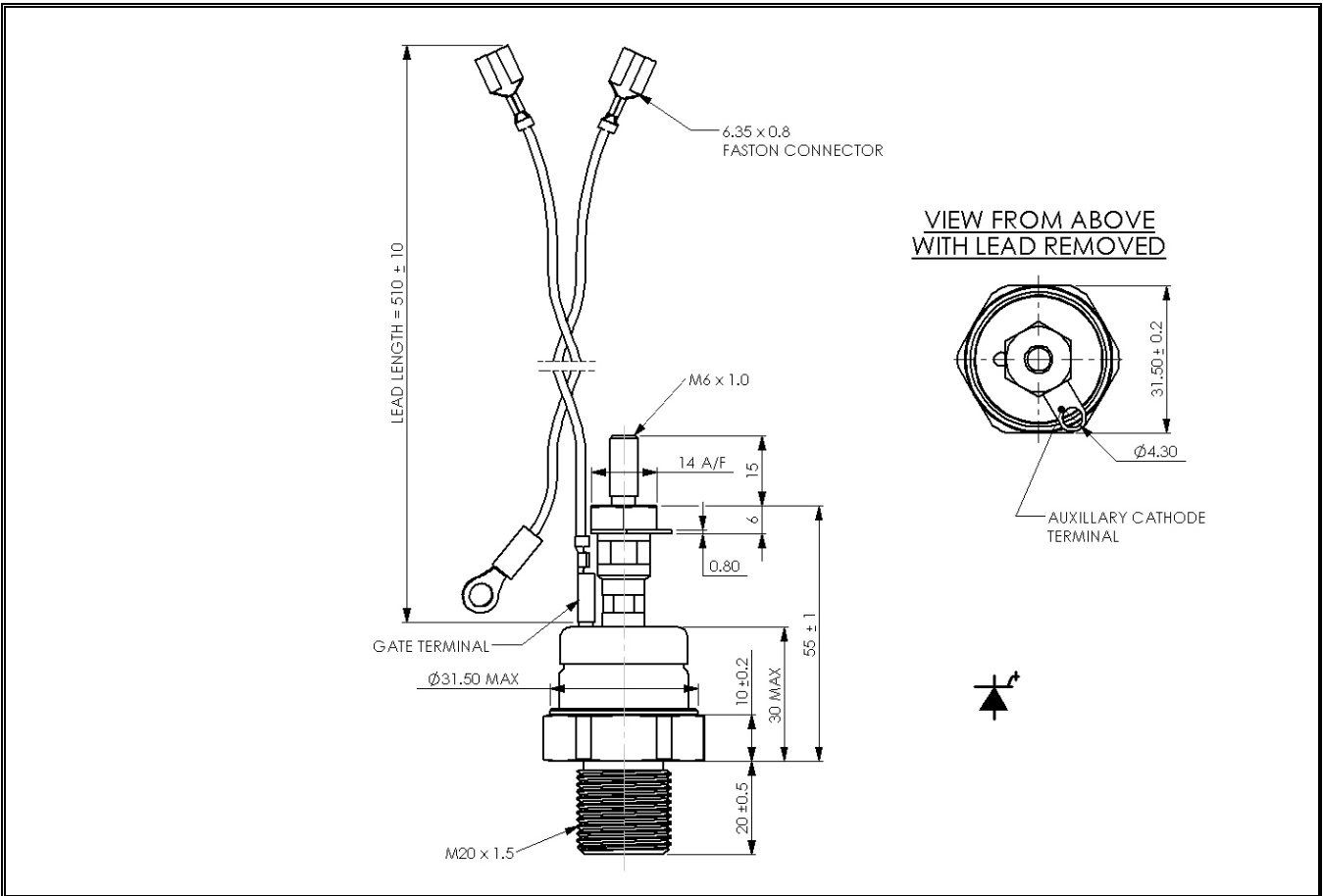


Figure 3 – Maximum surge and I²t Ratings



Outline Drawing & Ordering Information



ORDERING INFORMATION

(Please quote 10 digit code as below)

S0300 Fixed Type Code	SR Fixed Outline Code	12 Fixed Voltage Code $V_{DRM}/100$ 25	Y V_{RRM} Code Y=100V
------------------------------------	------------------------------------	--	--------------------------------------

Typical order code: S0300SR12Y – $V_{DRM} = 1200V$ & $V_{RRM} = 100V$.

IXYS Semiconductor GmbH
Edisonstraße 15
D-68623 Lampertheim
Tel: +49 6206 503-0
Fax: +49 6206 503-627
E-mail: marcom@ixys.de



IXYS UK Westcode Ltd
Langley Park Way, Langley Park,
Chippenham, Wiltshire, SN15 1GE.
Tel: +44 (0)1249 444524
Fax: +44 (0)1249 659448
E-mail: sales@ixysuk.com

IXYS Corporation
1590 Buckeye Drive
Milpitas CA 95035-7418
Tel: +1 (408) 457 9000
Fax: +1 (408) 496 0670
E-mail: sales@ixys.net

www.ixysuk.com

www.ixys.com

IXYS Long Beach
IXYS Long Beach, Inc
2500 Mira Mar Ave, Long Beach
CA 90815
Tel: +1 (562) 296 6584
Fax: +1 (562) 296 6585
E-mail: service@ixyslongbeach.com

The information contained herein is confidential and is protected by Copyright. The information may not be used or disclosed except with the written permission of and in the manner permitted by the proprietors IXYS UK Westcode Ltd.

© IXYS UK Westcode Ltd.

In the interest of product improvement, IXYS UK Westcode reserves the right to change specifications at any time without prior notice.

Devices with a suffix code (2-letter, 3-letter or letter/digit/letter combination) added to their generic code are not necessarily subject to the conditions and limits contained in this report.